

**Module QLE G2 premium**

Modules QLE premium



**Product description**

- \_ Square Tunable White LED module with 2,700 and 6,500 K SMT packages
- \_ Ideal for linear and panel lights
- \_ Optimal solution for Tunable White applications together with LCA PRE DT8 or 2 channel low profile LED drivers
- \_ Typ. luminous flux of 1,250 lm
- \_ Efficacy of the module up to 178 lm/W at  $t_p = 45^\circ\text{C}$
- \_ High colour rendering index CRI > 90
- \_ Small colour tolerance (MacAdam 3)
- \_ Low tolerances for luminous flux
- \_ SELV module – the single module has a forward voltage < 60 V
- \_ Module dimension of 270 x 270 mm (ZHAGA compliant)
- \_ Push terminals for quick and simple wiring of LED module to LED module
- \_ Simple installation (e.g ACL push fix)
- \_ Excellent thermal management
- \_ Long lifetime: 50,000 hours
- \_ 5 years guarantee (conditions at <https://www.tridonic.com/en/int/services/manufacture-guarantee-conditions>)

**Website**

<http://www.tridonic.com/89602924>



Linear



High bay



Decorative



Downlights



Spotlights



Free-standing



Area



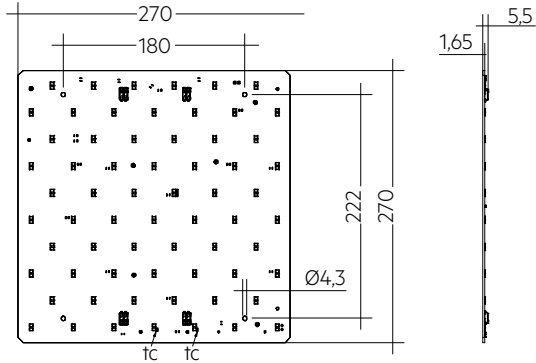
Floor | Wall



Street

**Module QLE G2 premium**

Modules QLE premium



**Ordering data**

Type	Article number	Colour temperature	Packaging, carton	Weight per pc.
QLE G2 270x270mm 1250lm 927-965 PRE	89602924	2,700 – 6,500 K	10 pc(s).	0.217 kg

**Technical data**

Beam characteristic	120°
Ambient temperature $t_a$	-25 ... +55 °C
$t_p$ rated	45 °C
$t_c$	85 °C
$I_{rated}$	225 mA
$I_{max}$	825 mA
Max. permissible LF current ripple	910 mA
Max. permissible peak current	1,200 mA / max. 10 ms
Max. working voltage for insulation SELV	< 60 V
Insulation test voltage	0.5 kV
CTI of the printed circuit board	≥ 600
ESD classification	Severity level 1
Risk group (IEC 62471)	RG0
Classification acc. to IEC 62031	Built-in
Type of protection	IP00
Lumen maintenance L70B50	50,000 h
Guarantee (conditions at <a href="http://www.tridonic.com">www.tridonic.com</a> )	5 Year(s)

**Approval marks**



**Standards**

IEC 62031, IEC 62471, IEC 61347-1, IEC 61547, IEC 61000-4-6

**Specific technical data**

Type	Channel	Photometric code	Useful luminous flux at $t_p = 25\text{ °C}$ <sup>①</sup>	Expected luminous flux at $t_p$ rated <sup>②</sup>	Typ. forward current <sup>②</sup>	Min. forward voltage at $t_p$ rated	Max. forward voltage at $t_p = 25\text{ °C}$	Power consumption $P_{on}$ at $t_p = 25\text{ °C}$	Efficacy of the module at $t_p = 25\text{ °C}$	Expected efficacy of the module at $t_p$ rated	Colour rendering index CRI
QLE G2 270x270mm 1250lm 927-965 PRE	WW	927/3x9	1,275 lm	1,236 lm	225 mA	33.4 V	37.1 V	8.2 W	155 lm/W	154 lm/W	>90
QLE G2 270x270mm 1250lm 927-965 PRE	CW	965/3x9	-	1,381 lm	225 mA	33.4 V	37.1 V	-	-	171 lm/W	>90

① Tolerance range for optical data over the CCT range: ±5 %.

② Tolerance range for electrical data: ±5 %.

ACL CLIP 4.3mm

Accessory

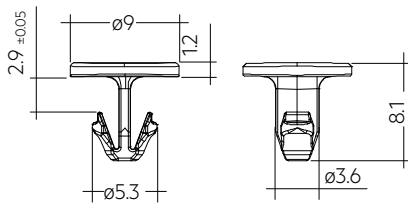


**Product description**

- \_ Clip for fixation of LED modules with 4.3 mm holes
- \_ Fast snap on mounting (sheet thickness 0.5 – 1.0 mm for PUSH-FIX and 1 – 2 mm for PUSH-FIX Long)
- \_ For drilling hole 4 mm
- \_ Clip made of polycarbonate
- \_ Minimum sales quantity 500 pcs.

**Website**

<http://www.tridonic.com/28001036>



**Ordering data**

Type	Article number	Colour	Packaging, bag <sup>①</sup>	Weight per pc.
ACL CLIP 4.3mm PUSH-FIX	28001036	White	500 pc(s).	0.001 kg
ACL CLIP 4,3mm PUSH-FIX Long	28002314	Transparent	500 pc(s).	0.001 kg

① Minimum sales quantity 500 pcs.

## 1. Standards

IEC 62031  
IEC 62471  
IEC 61347-1  
IEC 61547  
IEC 61000-4-6

### 1.1 Photometric code

Key for photometric code, e. g. 930 / 349

1 <sup>st</sup> digit	2 <sup>nd</sup> + 3 <sup>rd</sup> digit	4 <sup>th</sup> digit	5 <sup>th</sup> digit	6 <sup>th</sup> digit
Code CRI	Colour temperature in Kelvin x 100	MacAdam initial	MacAdam after 25% of the lifetime (max.6000h)	Luminous flux after 25% of the lifetime (max.6000h)
7 70 – 79				Code Luminous flux
8 80 – 89				7 ≥ 70 %
9 ≥90				8 ≥ 80 % 9 ≥ 90 %

### 1.2 Energy classification

Type	Colour temperature	Forward current	Energy classification	Energy consumption
TW QLE G2 270x270mm 1250lm 927-965 PRE	2,700 K	225 mA	D	9 kWh / 1,000 h

Energy label and further information at [www.tridonic.com](http://www.tridonic.com) in the certificates tab of the corresponding product page and at the EPREL data base <https://eprel.ec.europa.eu/>

## 2. Thermal details

### 2.1 tc point, ambient temperature and lifetime

The temperature at tp reference point is crucial for the light output and lifetime of a LED product.

For QLE a tp temperature of 45 °C has to be complied in order to achieve an optimum between heat sink requirements, light output and lifetime.

Compliance with the maximum permissible reference temperature at the tc point must be checked under operating conditions in a thermally stable state. The maximum value must be determined under worst-case conditions for the relevant application.

The tc and tp temperature of LED modules from Tridonic are measured at the same reference point.

### 2.2 Storage and humidity

Storage temperature	-30...+80 °C
---------------------	--------------

Operation only in non condensing environment.  
Humidity during processing of the module should be between 30 to 70 %.

### 2.3 Thermal design and heat sink

The rated life of LED products depends to a large extent on the temperature. If the permissible temperature limits are exceeded, the life of the QLE will be strongly reduced or even destroyed.

## 3. Installation / wiring

### 3.1 Electrical supply/choice of LED driver

QLE modules must be operated with SELV LED drivers.

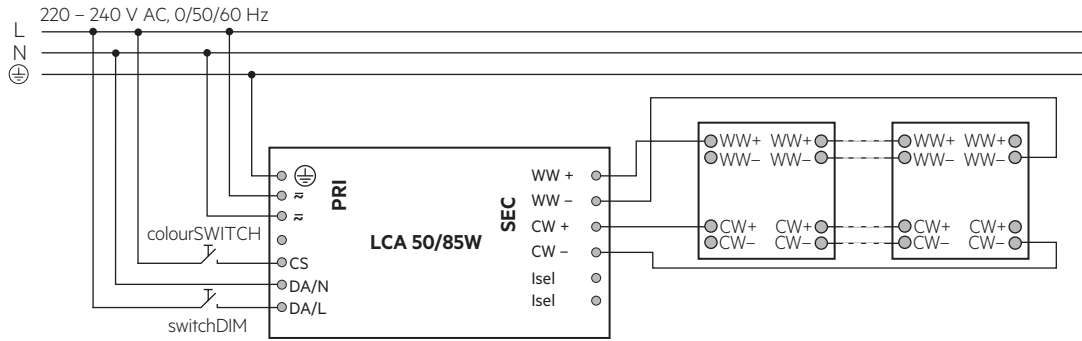


QLE modules are basic insulated up to 60 V SELV against ground and can be mounted directly on earthed metal parts of the luminaire. If the max. output voltage of the LED driver (also against earth) is above 60 V SELV, an additional insulation between LED module and heat sink is required (for example by insulated thermal pads) or by a suitable luminaire construction.

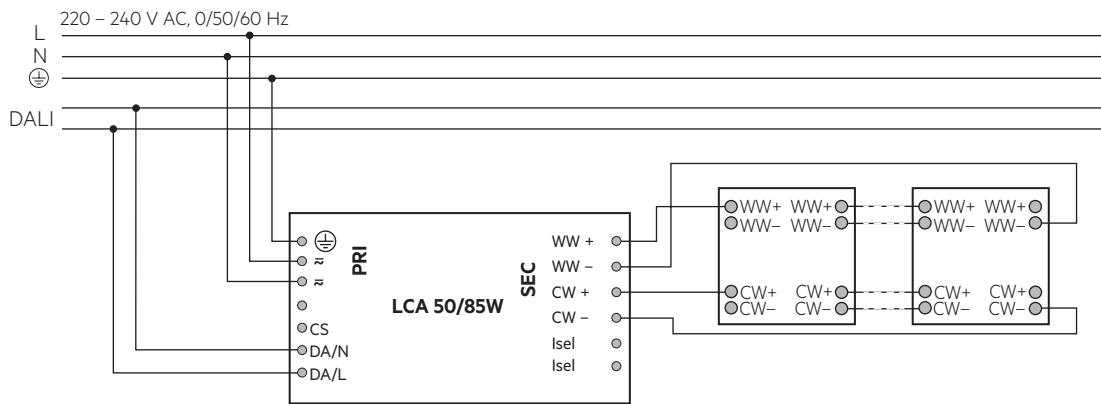
At voltages > 60 V an additional protection against direct touch (test finger) to the light emitting side of the module has to be guaranteed. This is typically achieved by means of a non removable light distributor over the module.

### 3.2 Wiring

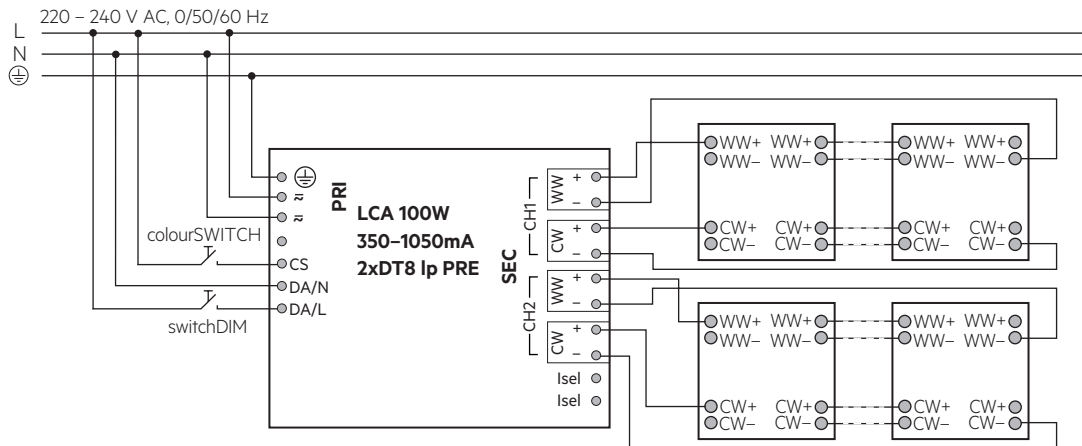
#### Wiring diagram for switchDIM and colourSWITCH for QLE premium (with 2 to 4 modules)



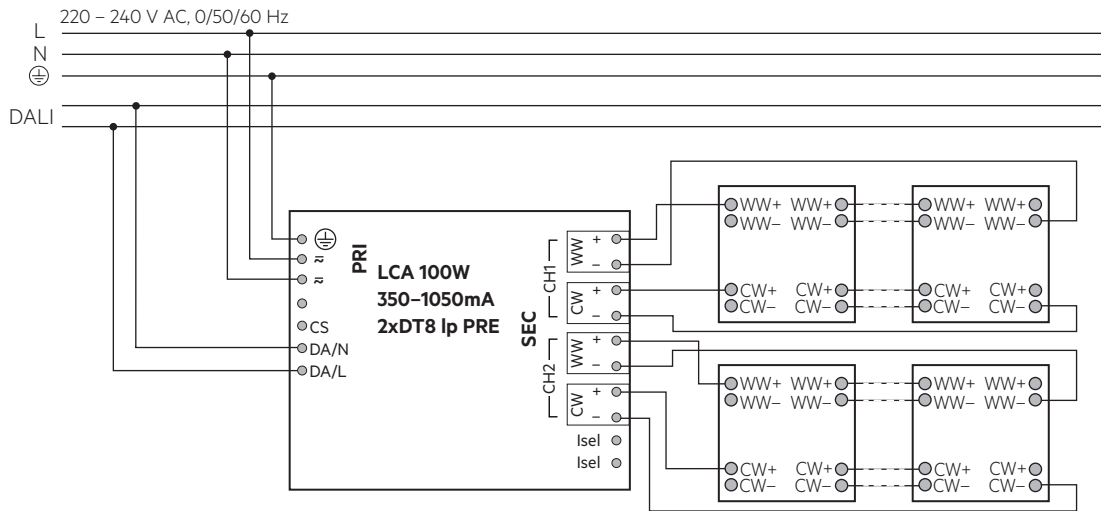
#### Wiring diagram for DALI for QLE premium (with 2 to 4 modules)



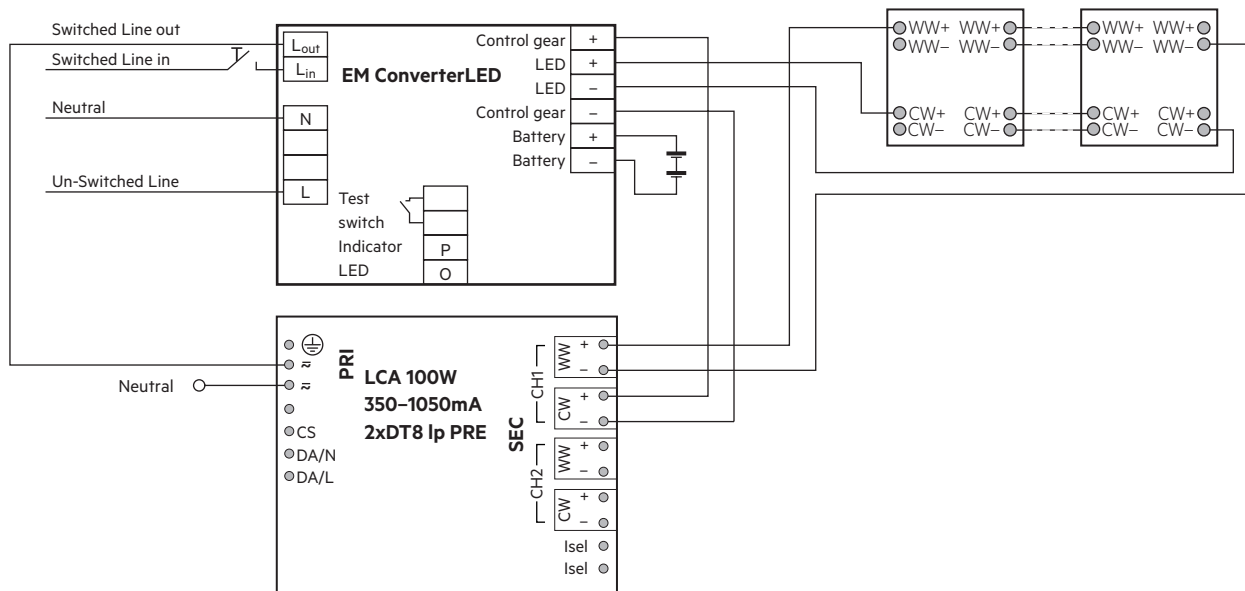
#### Wiring diagram for switchDIM and colourSWITCH for QLE premium (with 4 to 8 modules)



### Wiring diagram for DALI for QLE premium (with 4 to 8 modules)

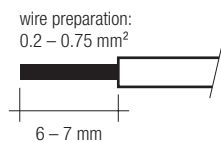


### Wiring diagram for emergency



### 3.3 Wiring type and cross section

For wiring use solid wire from 0.2 to 0.75 mm<sup>2</sup>.  
For the push-wire connection you have to strip the insulation (6-7 mm).



Inserting stranded wires / removing wires by lightly pressing on the push button.

### 3.4 Mounting instruction

None of the components of the QLE (substrate, LED, electronic components etc.) may be exposed to tensile or compressive stresses.

Max. torque for fixing: 0.5 Nm.

The LED modules are mounted with 4 screws per module. In order not to damage the modules only rounded head screws and an additional plastic flat washer should be used.



Chemical substance may harm the LED module. Chemical reactions could lead to colour shift, reduced luminous flux or a total failure of the module caused by corrosion of electrical connections.

Materials which are used in LED applications (e.g. sealings, adhesives) must not produce dissolver gas. They must not be condensation curing based, acetate curing based or contain sulfur, chlorine or phthalate. Avoid corrosive atmosphere during usage and storage.

### 3.5 EOS/ESD safety guidelines



The device / module contains components that are sensitive to electrostatic discharge and may only be installed in the factory and on site if appropriate EOS/ESD protection measures have been taken. No special measures need be taken for devices/modules with enclosed casings (contact with the pc board not possible), just normal installation practice. Please note the requirements set out in the document EOS / ESD guidelines (Guideline\_EOS\_ESD.pdf) at: <http://www.tridonic.com/esd-protection>

## 4. Lifetime

### 4.1 Lifetime, lumen maintenance and failure rate

The light output of an LED module decreases over the lifetime, this is characterized with the L value.

L70 means that the LED module will have 70 % of its initial luminous flux after the stated operating time. This value is always related to the number of operation hours and therefore defines the lifetime of an LED module.

As the L value is a statistical value the lumen maintenance may vary over the delivered LED modules.

The B value defines the amount of modules which are below the specific L value, e.g. L70B10 means 10 % of the LED modules are below 70 % of the initial luminous flux, respectively 90 % will be above 70 % of the initial value. In addition the percentage of failed modules (fatal failure) is characterized by the C value.

The F value is the combination of the B and C value. That means for F degradation and complete failures are considered, e.g. L70F10 means 10 % of the LED modules may fail or be below 70 % of the initial luminous flux.

### 4.2 Lumen maintenance for QLE

Forward current	tp temperature	L90 / F10	L90 / F50	L80 / F10	L80 / F50	L70 / F10	L70 / F50
825 mA	45 °C	>50,000 h	>50,000 h	>50,000 h	>50,000 h	>50,000 h	>50,000 h
	55 °C	30,000 h	>50,000 h	>50,000 h	>50,000 h	>50,000 h	>50,000 h
	65 °C	16,000 h	37,000 h	31,000 h	>50,000 h	46,000 h	>50,000 h
	75 °C	8,500 h	20,000 h	17,000 h	39,000 h	27,000 h	>50,000 h

## 5. Photometric characteristics

### 5.1 Coordinates and tolerances according to CIE 1931

The specified colour coordinates are central measured by a current impulse of 325 mA with typical values of module and a duration of 100 ms.

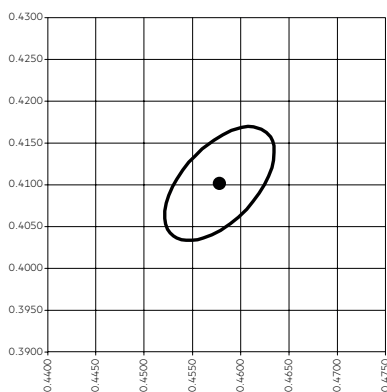
The ambient temperature of the measurement is  $t_a = 25\text{ °C}$ .

The measurement tolerance of the colour coordinates are  $\pm 0.01$ .

#### 2,700 K

	x0	y0
Centre	0.4578	0.4101

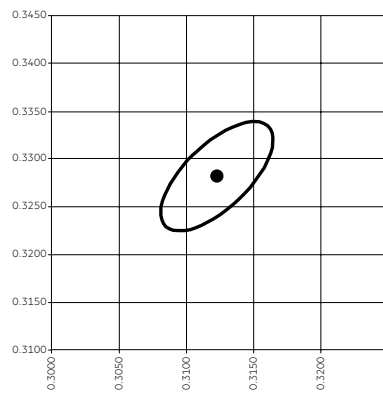
MacAdam ellipse: 3SDCM



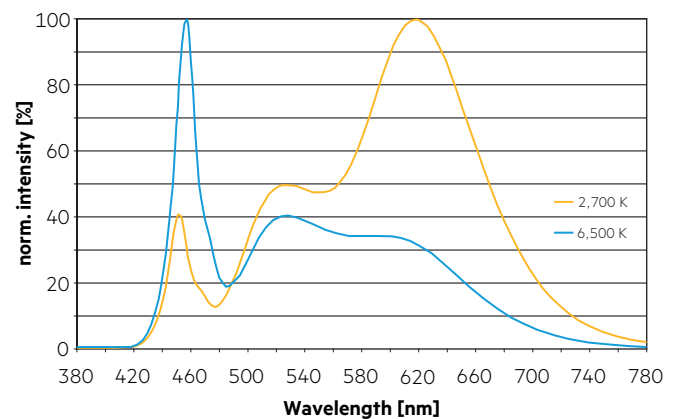
#### 6,500 K

	x0	y0
Centre	0.3123	0.3281

MacAdam ellipse: 3SDCM

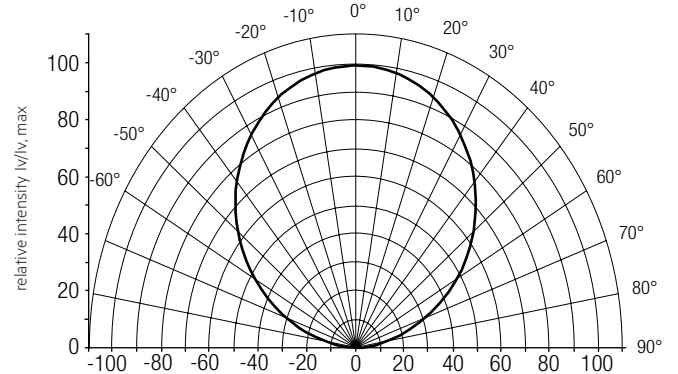


### Colour spectrum at different colour temperatures



### 5.2 Light distribution

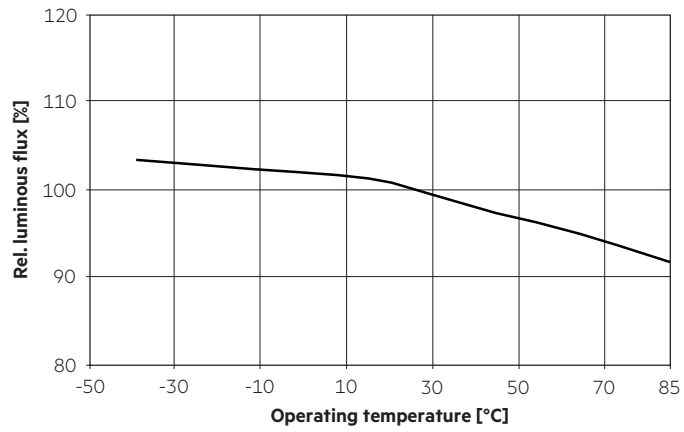
The optical design of the QLE product line ensures optimum homogeneity for the light distribution.



The colour temperature is measured integral over the complete module.

To ensure an ideal mixture of colours and a homogeneous light distribution a suitable optic (e. g. PMMA diffuser) and a sufficient spacing between module and optic (typ. 6 cm) should be used. Designed for typical area luminaires like 600 x 600 mm troffer fittings. Special applications like illuminated ceilings must be evaluated individually.

### 5.3 Relative luminous flux vs. operating temperature



The diagrams are based on statistic values.

## 6. Miscellaneous

### 6.1 Additional information

Additional technical information Design-in Guide, 3D data, photometric data and Guarantee conditions at [www.tridonic.com](http://www.tridonic.com)

Lifetime declarations are informative and represent no warranty claim.