

EM ready2apply BASIC 1 – 2 W

EM ready2apply



Product description

- _ LED emergency module suitable for direct installation in ceilings
- _ Complete set with integrated electronics, LED module, heat sink, optics and battery
- _ Includes click-in multi-lens option for anti-panic, escape route and spot illumination
- _ Emergency lighting function for manual testing
- _ Small size ceiling hole, 40 – 43 mm diameter, 80 mm height
- _ EM = Emergency

Properties

- _ Output power 0.75 – 1.50 W
- _ Very low stand-by power loss
- _ White or black housing colour options
- _ Non-maintained variants
- _ 1 or 3 h rated duration (separate variants)
- _ Plug-in Lithium Iron Phosphate battery with strain-relief
- _ 5 years guarantee electronic (LED driver) (conditions at <https://www.tridonic.com/en/int/services/manufacture-guarantee-conditions>)
- _ 5 years guarantee for LiFePO4 batteries (conditions at <https://www.tridonic.com/en/int/services/manufacture-guarantee-conditions>)

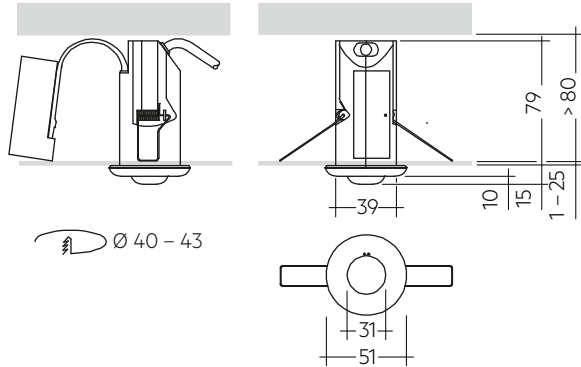
Website

<http://www.tridonic.com/89800534>



EM ready2apply BASIC 1 – 2 W

EM ready2apply



Ordering data

Type	Article number	Colour	Operating mode	Rated duration	Number of cells	Packaging, carton	Packaging, pallet	Weight per pc.
EM R2A BASIC NM 111 2W	89800534	White	Non-maintained	1 h	1	1 pc(s).	380 pc(s).	0.18 kg
EM R2A BASIC NM 131 1W	89800533	White	Non-maintained	3 h	1	1 pc(s).	380 pc(s).	0.18 kg
EM R2A BASIC NM 132 2W	89800536	White	Non-maintained	3 h	2	1 pc(s).	380 pc(s).	0.22 kg
EM R2A BASIC NM 132 2W B	89801051	Black	Non-maintained	3 h	2	1 pc(s).	380 pc(s).	0.22 kg
EM R2A BASIC M 132 2W	89800537	White	Maintained	3 h	2	1 pc(s).	380 pc(s).	0.23 kg

Technical data

Rated supply voltage	220 – 240 V
Input voltage range AC (tolerance for safety)	198 – 264 V
Input voltage range AC (tolerance for performance)	198 – 254 V
Mains frequency	50 / 60 Hz
Overvoltage protection	320 V (for 48 h)
Starting time (Emergency operation)	< 0.5 s from detection of emergency event
THD normal operation (maintained operation, at 230 V, 50 Hz, charging)	75 %
Output current tolerance	+ 5 %
LF current ripple	+ 5 %
Ambient temperature ta	5 ... +30 °C
Mains voltage changeover threshold	According to EN 60598-2-22
Type of protection	IP20
Impact protection degree ①	IK03
Protection class	II
Colour temperature	6,500 K
Colour tolerance	3 SDCM
Colour rendering index CRI	> 80
Lifetime	up to 50,000 h
EoFI	1

Approval marks



Standards

according to EN 50172, EN 55015, EN 60068-2-29, EN 60068-2-30, EN 60068-2-64, EN 60598-1, EN 60598-2-2, EN 60598-2-22, EN 61000-3-2, EN 61347-1, EN 61347-2-7, EN 61347-2-13, EN 61547, EN 62384, IEC 62133 (related to Lithium Iron battery), UN 38.3 (related to Lithium Iron battery), EN 62031, EN 62471

Specific technical data

Type	Number of battery cells	Rated duration	Mains current (230 V, 50 Hz), maintained		Mains current (230 V, 50 Hz), non-maintained		Mains power (230 V, 50 Hz), maintained		Mains power (230 V, 50 Hz), non-maintained		Typ. λ (at 230 V, 50 Hz, charging)	Typ. output current	Typ. forward voltage	Output power
			Charging	Charger off	Charging	Charger off	Charging	Charger off	Charging	Charger off				
			Normal operation											
EM R2A BASIC NM 111 2W	1	1 h	-	-	10 mA	5 mA	-	-	1.5 W	0.6 W	0.63C	-	-	-
EM R2A BASIC NM 131 1W	1	3 h	-	-	10 mA	5 mA	-	-	1.5 W	0.6 W	0.63C	-	-	-
EM R2A BASIC NM 132 2W	2	3 h	-	-	16 mA	5 mA	-	-	2.5 W	0.6 W	0.63C	-	-	-
EM R2A BASIC M 132 2W	2	3 h	40 mA	26 mA	-	-	5.5 W	3.2 W	-	-	0.58C	126 mA	12.0 V	150 W
EM R2A BASIC NM 132 2W B	2	3 h	-	-	16 mA	5 mA	-	-	2.5 W	0.6 W	0.63C	-	-	-
Emergency operation														
EM R2A BASIC NM 111 2W	1	1 h	-	-	-	-	-	-	-	-	-	126 mA	12.0 V	150 W
EM R2A BASIC NM 131 1W	1	3 h	-	-	-	-	-	-	-	-	-	64 mA	11.3 V	0.75 W
EM R2A BASIC NM 132 2W	2	3 h	-	-	-	-	-	-	-	-	-	126 mA	12.0 V	150 W
EM R2A BASIC M 132 2W	2	3 h	-	-	-	-	-	-	-	-	-	126 mA	12.0 V	150 W
EM R2A BASIC NM 132 2W B	2	3 h	-	-	-	-	-	-	-	-	-	126 mA	12.0 V	150 W

① IK rating valid for lens

LiFePO4 Battery pack 1.5 – 3.0 Ah

Accessory



Product description

- _ Lithium Iron Phosphate replacement battery pack for use with EM ready2apply emergency lighting units
- _ 8 year design life (up to 30 °C ambient temperature)
- _ 5 years guarantee (Conditions at <https://www.tridonic.com/en/int/services/manufacturer-guarantee-conditions>)

Properties

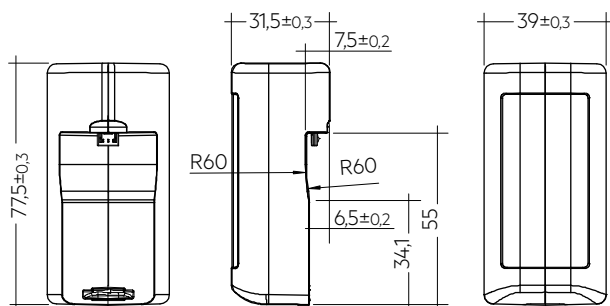
- _ Certified quality manufacturer
- _ Casing material made of polycarbonate
- _ Charge efficiency > 90 %
- _ Low self discharge
- _ Compact connector providing polarity safe battery connection
- _ Protection and monitoring circuit built into battery enclosure
- _ Battery protected against operation at excessive temperatures
- _ Deep discharge protection
- _ Suitable for emergency lighting equipment as per IEC 60598-2-22

Website

<http://www.tridonic.com/89800555>



LiFeGuard



Ordering data

Type	Article number	Capacity	Packaging, carton	Weight per pc.
1.5 Ah battery pack				
PACK-LiFePO4 1.5Ah R2A	89800555	1.5 Ah	75 pc(s).	0.064 kg
3.0 Ah battery pack				
PACK-LiFePO4 3.0Ah R2A	89800556	3.0 Ah	75 pc(s).	0.104 kg

Approval marks



1. Standards

according to EN 50172
 EN 55015
 EN 60068-2-6
 according to EN 60068-2-30
 EN 60598-1
 EN 60598-2-2
 EN 60598-2-22
 EN 61000-3-2
 EN 61347-1
 EN 61347-2-7
 EN 61347-2-13
 EN 61547
 EN 62384
 IEC 62133 (related to Lithium Iron battery)
 UN 38.3 (related to Lithium Iron battery)
 EN 62031
 EN 62471

1.1 Glow-wire test

according to EN 60598-1 with increased temperature of 850 °C passed.

2. Thermal data

2.1 Temperature range

According to the standard IEC 60598-1 a LED Driver for remote installation has a max. case temperature of 90 °C. The ambient temperature range t_a for the EM R2A BASIC is defined to meet this requirement.

2.2 Expected lifetime

2.2.1 Electronics

Average lifetime 50,000 hours under rated conditions with a failure rate of less than 10 %. Average failure rate of 0.2 % per 1000 operating hours.

Expected lifetime

Type	t_a	25 °C	30 °C	40 °C
EM R2A BASIC	lifetime	> 50,000 h	50,000 h	50,000 h

2.3 Storage conditions

- Humidity 45 % up to max. 85 %, not condensed (max. 56 days/year at 85 %)
- Storage time / temperature: max. 6 months at -20 °C up to +45 °C (< 3 months at +45 °C)

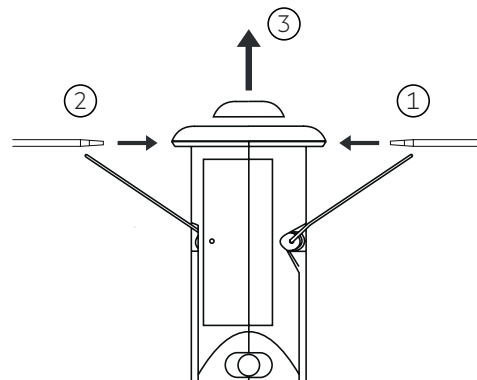
Note: The devices have to be within the specified temperature range (t_a) before they are operated.

- Store batteries within the specified temperature range in low humidity conditions. Optimal storage conditions are:
 - Temperature: -20... +35 °C for up to 15 months
 - Relative humidity: 65 % \pm 5 %
- Avoid atmosphere with corrosive gas
- Disconnect batteries before store or delivery
- Avoid storage of discharged batteries

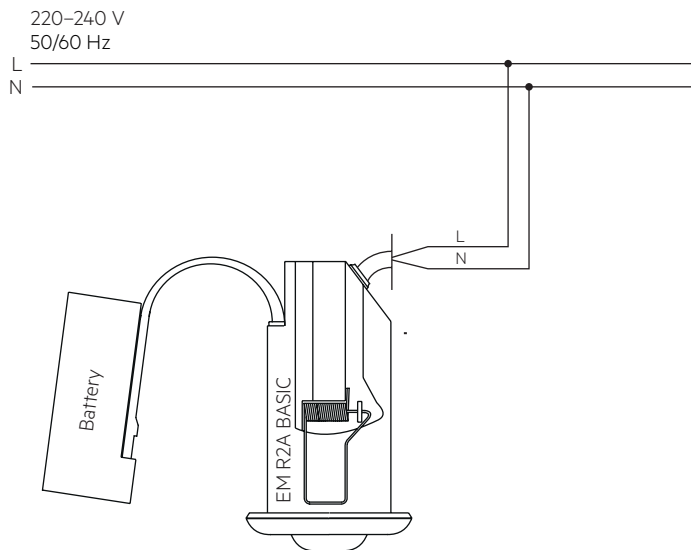
3. Installation / Wiring

3.1 Lens assembly

- Wear gloves when mounting the lens
- Take care of the mounting direction of the escape route lens
- Use screwdriver for replacing/removing lens
 1. + 2. Push lens clips with screwdriver via openings on both sides
 3. Remove lens



3.2 Wiring diagrams



Note: Battery must be connected before mains connection.

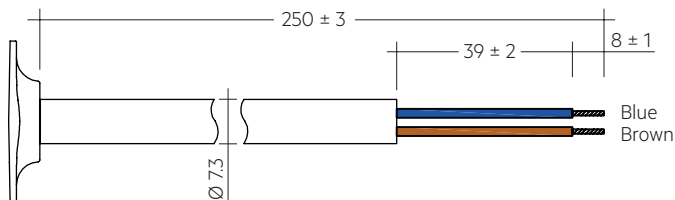
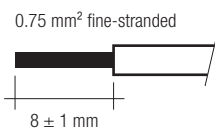
3.3 Wiring type and cross-section

Wiring

Mains (N, L): brown, blue

Cable length: 250mm with strain relief at the R2A BASIC module

Cable: low smoke, halogen free



Recommended connector with strain-relief (plug and socket): Wieland GST18

No terminal block included. The installation of the terminal block has to be done by a qualified person.

Only a terminal complying with EN 60998-2-1 or EN 60998-2-2 shall be used

Note: If mains cable or battery strap are damaged the luminaire must be disposed.

5. Electrical data

5.1 Maximum loading of automatic circuit breakers

Automatic circuit breaker type	C10	C13	C16	C20	B10	B13	B16	B20	Inrush current	
Installation Ø	1.5 mm ²	1.5 mm ²	2.5 mm ²	4 mm ²	1.5 mm ²	1.5 mm ²	2.5 mm ²	4 mm ²	I _{max}	time
EM R2A BASIC	180	260	260	260	90	130	130	130	10 A	120 µs

5.2 Harmonic distortion in the mains supply (at 230 V / 50 Hz and 2-cell maintained charging) in %

	THD	3.	5.	7.	9.	11.
EM R2A BASIC	< 75	< 62	< 33	< 19	< 18	< 13

4. Mechanical data

4.1 Housing properties

- Polycarbonate white RAL 9016
- Polycarbonate black RAL 9005

4.2 Battery connection

Battery pack end termination

Compact micro USB type B connector providing safe battery connection

Module end termination

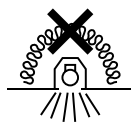
- Battery strap with compact micro USB type B connector
- Strain relief at the module casing and locking clip for secure connection of the battery pack
- Battery strap: low smoke, halogen free

Note: Strap not suitable for connection of any other micro USB device other than the ready2apply battery pack

4.3 Fixing

Spring fixing through hole in ceiling

- Hole diameter: 40 – 43 mm
- Ceiling thickness: 1 – 25 mm
- Ceiling void height: > 80 mm



Device not suitable for covering with thermally insulating material

5.3 Insulation matrix

	Mains	Battery
Mains	-	• •
Battery	• •	-

- Represents basic insulation
- • Represents double or reinforced insulation

5.4 Battery charge regime / discharge

EM R2A BASIC 1 – 2 W, 1 / 3 h

Type		EM R2A BASIC 2 W	EM R2A BASIC 2 W	EM R2A BASIC 1 W
Article no.		89800534	89800536, 89801051	89800533
Cells		1 cells	2 cells	1 cells
Duration		1 h	3 h	3 h
Battery charge time	Initial	20 h		
	Recharge	12 h		
	Trickle charge	continuously and battery voltage controlled		
Typ. charge current [Ⓟ]	Initial charge	140 mA	290 mA	140 mA
	Recharge	140 mA	290 mA	140 mA
	Trickle charge	140 mA / 0 mA	290 mA / 0 mA	140 mA / 0 mA
Mains power consumption	Initial charge	< 1.095 W	< 1.095 W	< 1.095 W
	Recharge	< 1.095 W	< 1.095 W	< 1.095 W
	Trickle charge	< 1.095 W / 0 W	< 1.095 W / 0 W	< 1.095 W / 0 W
Discharge current at 3.2 V (nominal)		625 mA	625 mA	320 mA

[Ⓟ] Automatic recharge when battery voltage falls below 3.4 V. Charger off (0 mA) when battery voltage exceeds 3.6 V.

Note: Battery protected against operation at excessive temperatures (charging stopped when battery cell temperature < 0 °C or > 60 °C)

5.5 Battery selection for replacement

EM R2A BASIC 1 – 2 W, 1 / 3 h

		Type	EM R2A BASIC 2 W	EM R2A BASIC 2 W	EM R2A BASIC 1 W
Article no.		89800534	89800536, 89801051	89800533	
Cells		1 cells	2 cells	1 cells	
Duration		1 h	3 h	3 h	
Technology and capacity	Design	Number of cells	Type	Article no.	Assignable batteries
Lithium Iron Phosphate 1.5 Ah	single cell	1	PACK-LiFePO4 1,5Ah R2A	89800555	•
Lithium Iron Phosphate 3 Ah	side by side	1 + 1	PACK-LiFePO4 3,0Ah R2A	89800556	•

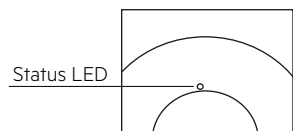
Note: If the rated duration of operation cannot be reached the battery must be replaced. Remove mains during battery replacement.

6. Functions

6.1 Status indication

The indication LED is integrated in the bezel. A green LED indicates that charging current is flowing into the battery.

The battery is protected against operation at excessive temperatures (charging stops and indication LED turns off when battery cell temperature < 0 °C or > 60 °C).



6.2 Testing

Emergency operation can be manually tested by removal of the mains supply.

6.3 Technical data batteries

Accu Lithium Iron Phosphate

Case temperature range to ensure 8 years design life	1.5 / 3.0 Ah, insulated ceilings	+5 °C to +35 °C
Case temperature range to ensure 6 years design life	1.5 / 3.0 Ah, non-insulated ceilings	+5 °C to +45 °C
International designation		IFpR 19/66
Battery voltage/cell		3.2 V
Single cell dimensions		
Diameter		18 mm
Height		65 mm
Capacity one cell		1.5 Ah
Capacity two cell pack		3.0 Ah
Max. short term temperature (reduced lifetime)		55 °C
Max. number discharge cycles		50 cycles total
Packing quantity		1 pc. per carton

Comply with UN 38.3 and IEC 62133 (safety testing) protected against over charge, over discharge, charging at excessive temperatures, short-circuit and over current.

For battery data see separate data sheet.

7. Optical properties

7.1 Anti panic

EM R2A BASIC 1W – Max. spacing for >0.5 lux^①

Height	Centre to end ^②		Centre to centre ^③	
	Trans	Axial	Trans	Axial
2.5 m	2.85 m	2.80 m	9.40 m	9.40 m
3.0 m	2.75 m	2.80 m	10.40 m	10.40 m
3.5 m	2.70 m	2.70 m	10.95 m	10.95 m
4.0 m	2.50 m	2.50 m	11.30 m	11.25 m
5.0 m	0.40 m	0.40 m	11.25 m	11.25 m

All values for $t_a = 30\text{ °C}$

Luminous flux: 121 lm

^① Maintenance factor = 0.8, photometric data available on request

^② Distance between module and wall

^③ Distance between two modules

EM R2A BASIC 2W – Max. spacing for >0.5 lux^①

Height	Centre to end ^②		Centre to centre ^③	
	Trans	Axial	Trans	Axial
2.5 m	3.85 m	3.80 m	10.90 m	10.85 m
3.0 m	3.80 m	3.75 m	11.90 m	11.90 m
3.5 m	3.80 m	3.80 m	12.90 m	12.90 m
4.0 m	3.70 m	3.70 m	13.90 m	13.85 m
5.0 m	3.55 m	3.50 m	14.90 m	14.90 m
6.0 m	3.10 m	3.05 m	15.10 m	15.05 m

All values for $t_a = 30\text{ °C}$

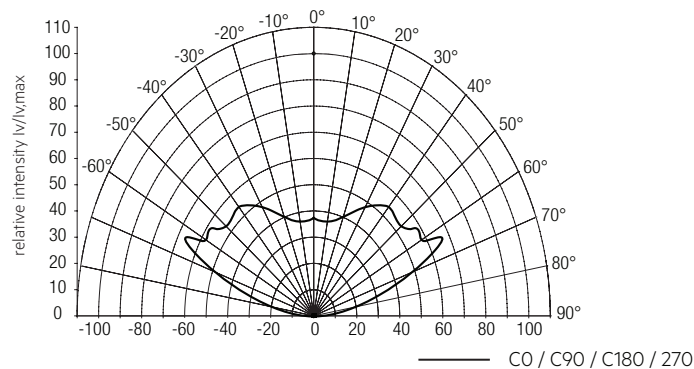
Luminous flux: 200 lm

^① Maintenance factor = 0.8, photometric data available on request

^② Distance between module and wall

^③ Distance between two modules

Light distribution



7.2 Escape route

EM R2A BASIC 1W – Max. spacing for >1.0 lux^①

Height	Centre to end ^②		Centre to centre ^③	
	Trans	Axial	Trans	Axial
2.5 m	3.70 m	1.10 m	9.95 m	5.70 m
3.0 m	3.90 m	1.20 m	10.20 m	4.85 m
3.5 m	4.05 m	1.30 m	10.55 m	4.80 m
4.0 m	4.20 m	1.40 m	10.95 m	3.40 m
5.0 m	4.30 m	1.45 m	11.60 m	3.80 m
6.0 m	4.25 m	1.40 m	12.05 m	4.00 m
7.0 m	3.95 m	1.20 m	12.20 m	4.10 m
8.0 m	3.20 m	0.90 m	12.15 m	4.05 m

All values for ta = 30 °C

Luminous flux: 117 lm

① Maintenance factor = 0.8, photometric data available on request

② Distance between module and wall

③ Distance between two modules

EM R2A BASIC 2W – Max. spacing for >1.0 lux^①

Height	Centre to end ^②		Centre to centre ^③	
	Trans	Axial	Trans	Axial
2.5 m	4.75 m	2.75 m	11.65 m	6.55 m
3.0 m	4.80 m	2.95 m	12.75 m	7.20 m
3.5 m	5.05 m	1.50 m	13.45 m	6.85 m
4.0 m	5.20 m	1.65 m	13.60 m	6.50 m
5.0 m	5.50 m	1.80 m	14.30 m	4.35 m
6.0 m	5.70 m	1.90 m	15.05 m	4.85 m
7.0 m	5.75 m	1.90 m	15.60 m	5.15 m
8.0 m	5.65 m	1.85 m	16.05 m	5.35 m

All values for ta = 30 °C

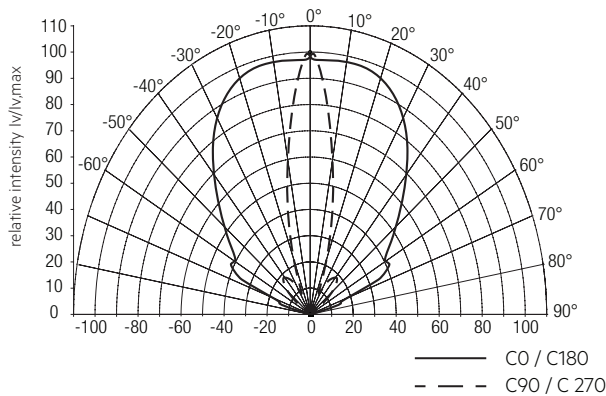
Luminous flux: 200 lm

① Maintenance factor = 0.8, photometric data available on request

② Distance between module and wall

③ Distance between two modules

Light distribution



7.3 Spot

EM R2A BASIC 1W – Max. spacing for >0.5 lux / > 5 lux^①

Minimum illuminance	Height	Centre to end ^②		Centre to centre ^③	
		Trans	Axial	Trans	Axial
0.5	2.5 m	1.05 m	1.90 m	4.50 m	4.30 m
	3.0 m	1.30 m	1.25 m	5.35 m	5.20 m
	3.5 m	1.50 m	1.45 m	6.25 m	6.05 m
	4.0 m	1.60 m	1.60 m	6.85 m	6.05 m
	5.0 m	1.80 m	1.80 m	6.00 m	5.95 m
	6.0 m	2.00 m	1.95 m	5.85 m	5.80 m
	7.0 m	2.10 m	2.05 m	6.00 m	6.00 m
	8.0 m	2.15 m	2.10 m	6.40 m	6.35 m
5.0	2.5 m	0.70 m	0.65 m	2.00 m	2.00 m
	3.0 m	0.70 m	0.65 m	2.20 m	2.20 m
	3.5 m	0.70 m	0.70 m	2.40 m	2.35 m
	4.0 m	0.70 m	0.70 m	2.50 m	2.50 m
	5.0 m	0.70 m	0.65 m	2.65 m	2.65 m
	6.0 m	0.60 m	0.55 m	2.70 m	2.65 m
	7.0 m	0.35 m	0.30 m	2.75 m	2.70 m

All values for ta = 30 °C

Luminous flux: 115 lm

① Maintenance factor = 0.8, photometric data available on request

② Distance between module and wall

③ Distance between two modules

EM R2A BASIC 2W – Max. spacing for >0.5 lux / > 5 lux^①

Minimum illuminance	Height	Centre to end ^②		Centre to centre ^③	
		Trans	Axial	Trans	Axial
0.5	2.5 m	1.05 m	1.90 m	8.40 m	4.30 m
	3.0 m	2.35 m	1.25 m	5.35 m	5.20 m
	3.5 m	2.80 m	1.45 m	6.25 m	6.05 m
	4.0 m	1.70 m	1.70 m	7.90 m	5.85 m
	5.0 m	2.10 m	2.05 m	8.90 m	8.40 m
	6.0 m	2.30 m	2.30 m	8.15 m	8.10 m
	7.0 m	2.50 m	2.45 m	8.00 m	8.00 m
	8.0 m	2.65 m	2.60 m	7.80 m	7.85 m
5.0	2.5 m	0.85 m	0.80 m	2.50 m	2.45 m
	3.0 m	0.90 m	0.85 m	2.55 m	2.55 m
	3.5 m	0.90 m	0.90 m	2.75 m	2.75 m
	4.0 m	0.90 m	0.95 m	2.95 m	2.95 m
	5.0 m	0.95 m	0.90 m	3.30 m	3.25 m
	6.0 m	0.95 m	0.90 m	3.50 m	3.45 m
	7.0 m	0.85 m	0.85 m	3.60 m	3.55 m
	8.0 m	0.75 m	0.75 m	3.60 m	3.60 m

All values for ta = 30 °C

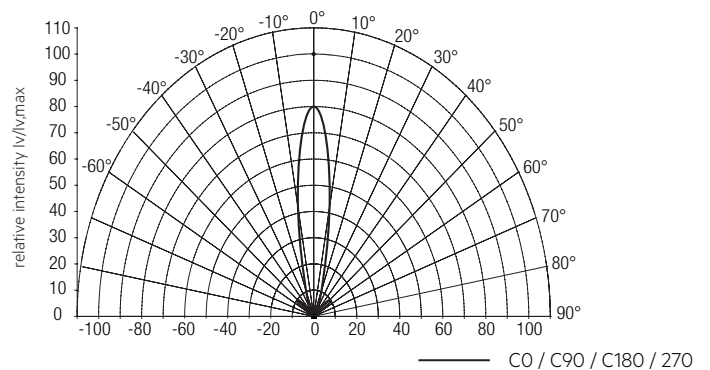
Luminous flux: 200 lm

① Maintenance factor = 0.8, photometric data available on request

② Distance between module and wall

③ Distance between two modules

Light distribution



8. Miscellaneous

8.1 Black Box data recording

Recording of several parameters only accessible for Tridonic.

8.2 Additional information

Additional technical information at www.tridonic.com → Technical Data

The light source of this luminaire is not replaceable; when the light source reaches its end of life replace the whole luminaire. Lifetime declarations are informative and represent no warranty claim. No warranty if device was opened.